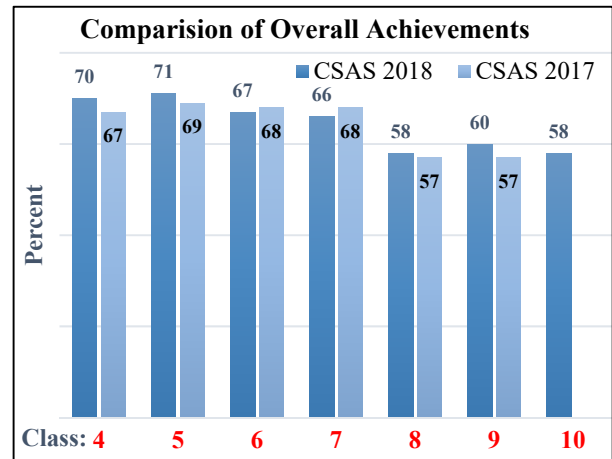


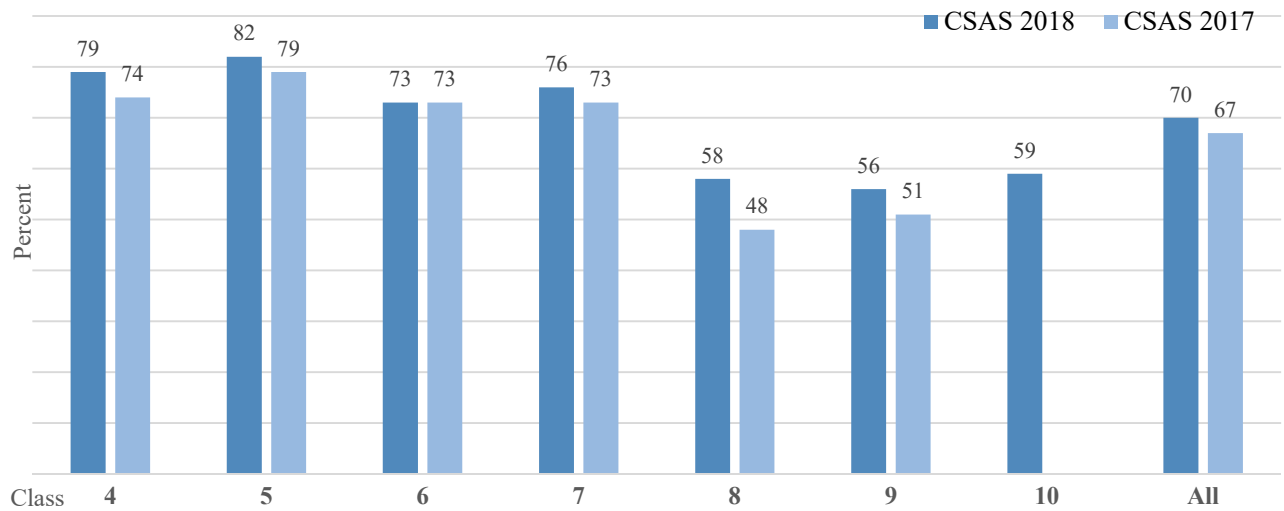
# CENSUS BASED STATE ACHIEVEMENT SURVEY (CSAS) 2018 KARNATAKA STATE ACHIEVEMENTS

## I Class-wise and Subject-wise Achievements:

Subject / Class	4	5	6	7	8	9	10	All 2018	All 2017
Lang 1	72	67	71	73	66	71	66	70	67
Lang 2	66	70	69	71	54	51	49	62	62
Lang 3			64	61	58	65	52	60	64
Maths	70	72	63	64	61	59	53	64	65
EVS/Sci	71	77	66	63	53	48	58	63	61
SS			68	66	58	66	67	65	63
<b>All - 2018</b>	<b>70</b>	<b>71</b>	<b>67</b>	<b>66</b>	<b>58</b>	<b>60</b>	<b>58</b>	<b>63</b>	
<b>All - 2017</b>	<b>67</b>	<b>69</b>	<b>68</b>	<b>68</b>	<b>57</b>	<b>57</b>			<b>64</b>



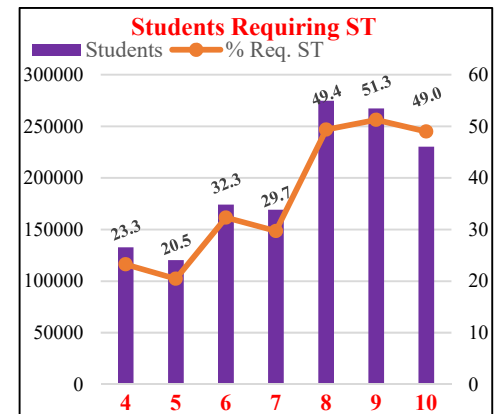
## II Class-wise Pass Percentage



## III Class-wise and Subject-wise Supplementary Teaching (ST):

Class	Students	L1	L2	L3	Math	EVS / Sci	SS	Sub Agg
4	132836	57629	75643	-	59419	46860	-	239551
5	120484	63890	63733	-	48252	37499	-	213374
6	174099	56455	62361	77837	65913	54348	51175	368089
7	169116	41231	51102	71822	64227	64223	50828	343433
8	274816	72607	126835	119631	102378	144820	94626	660897
9	267304	46655	157017	82891	98764	154815	69886	610028
10	230295	35627	126504	115427	93449	79593	37974	488574
<b>Overall</b>	<b>1368950</b>	<b>374094</b>	<b>663195</b>	<b>467608</b>	<b>532402</b>	<b>582158</b>	<b>304489</b>	<b>2923946</b>

Sub Agg.: Subjects Aggregate



## IV Deficiencies in Competency Levels (< 40% listed below): Pl see "Competency List" file for details

Class/ Sub	Kannada	English	Maths	EVS/Sci	SS
4				EVS411, 419, 430	
5	KAN501, 506, 510		MATH516, 519, 523		
6		ENG607	MATH 602, 610	SCI608, 619, 623	SS618
7	KAN709	ENG710	MATH 704, 710, 713, 717	SCI709, 711, 727	
8	KAN811	ENG803, 808, 817, 818, 828	MATH805	SCI809, 810, 812, 816, 823, 826	SS813, 814, 822, 826
9	KAN919	ENG901, 913, 916, 926, 930	MATH 911	SCI902, 906, 909, 916, 917, 918, 919, 921, 923	
10	KAN0123	ENG0104, 0105, 0106, 0112, 0114, 0116, 0117, 0125, 0126, 0127	MATH0106, 0114, 0117, 0118, 0120, 0123, 0124, 0126, 0128	SCI0112, 0116, 0121,	SS0105, 0111